

Avolites Ltd.


Engineering Change Notice

| | |
|-----------------------|-----------------------------------|
| Title | Pearl Expert DMX Earth Connection |
| ECN Number | ECN-0184 |
| Equipment | Pearl Expert |
| Author | Adam Proffitt |
| Drawing Number | |
| Date | 13/10/08 |

| | |
|-------------------------------|---|
| Reason for ECN | Noise induced into DMX cables causes desk USB errors. |
| Special Parts required | 2 off M3 crimp eyes, 2 off 12cm lengths of 32x0.2mm wire. |
| Special Tools required | M3 nut runner. Soldering iron and solder. |


Work Required

1. Turn off and open the desk.
2. Locate the desk lamp socket connections on the desk output panel - between the U-DMX circuit boards.




3. Undo the M3 nut which secures the earth connection to the desk lamp socket.
4. Crimp an M3 eye onto each of the 12cm lengths of cable. If M3 eyes are not available then the bare wire ends will have to be securely clamped behind the lamp socket eye.
5. Solder the other end of the wire into the CH1 hole on the U-DMX circuit boards.

Avolites Ltd.
Engineering Change Notice



6. Secure all 3 wires behind the nut. Check that the eyes will not move.



7. Close the desk.